

Business Report for NESTLE (IRELAND) LIMITED

Statutory Information

Company Name

NESTLE (IRELAND) LIMITED

Registration Number

IE001614

Date of Incorporation

21/01/1893

Registered Office

3030 LAKE DRIVE , CITYWEST BUSINESS CAMPUS , DUBLIN 24 , 662855

Issued Capital (GBP)

1,270

Previous Names

WILLIAMS & WOODS, LIMITED - until 21/01/1893

Company Type

LTD - PRIVATE COMPANY LIMITED BY SHARES

Date of Latest Accounts Filed

31/12/2018

Date Accounts Lodged

Date of last Annual Return

30/09/2019

Directory Information

SIC Code 2007

46360: Wholesale of sugar and chocolate and sugar confectionery

SIC Code 2003

5136: Wholesale sugar, chocolate etc.

Activity

The importation, sales, marketing and distribution of confectionary, food and beverage and pet food products.

Risk Information

Scored out of 100, with 100 being the lowest risk, the Score measures the likelihood of insolvency within 12 months.



Low Risk 100

Credit Limit
£2,300,000.00

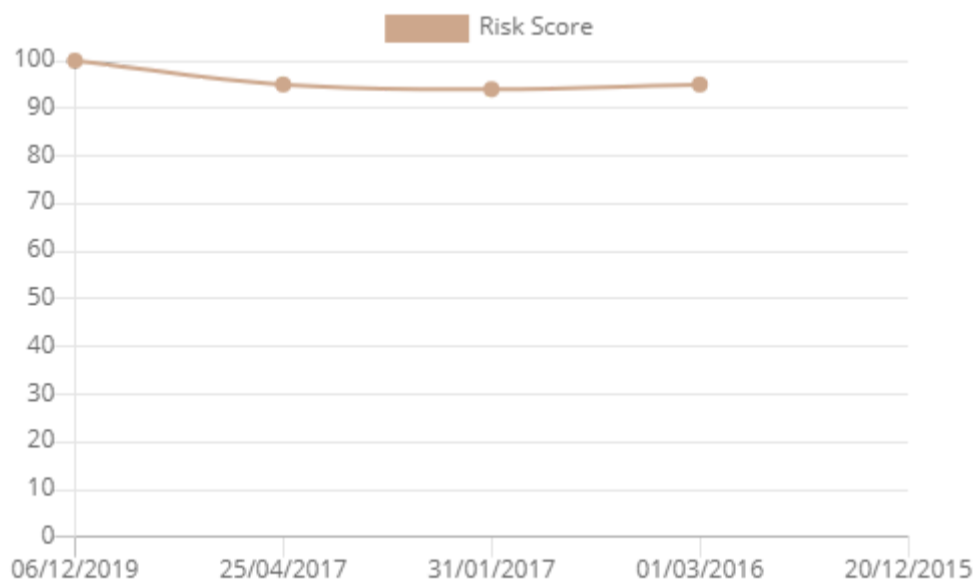
Risk Score
100

Today's Risk Score
Low Risk

Score Bands

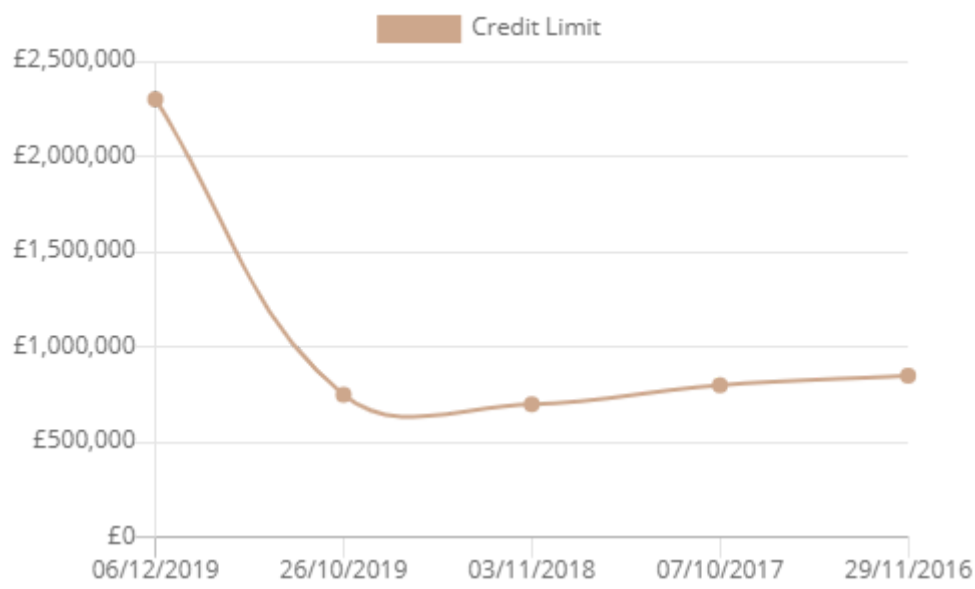
0-29	High Risk
30-50	Moderate Risk
51-70	Limited Risk
71-100	Low Risk

Historic Credit Limit and Risk Score



Risk Score

Date	Score
06/12/2019	100
25/04/2017	95
31/01/2017	94
01/03/2016	95
20/12/2015	n/a



Credit Limit

Date	Limit
06/12/2019	£2,300,000
26/10/2019	£750,000
03/11/2018	£700,000
07/10/2017	£800,000
29/11/2016	£850,000

Shareholders

Shareholder Name	Shares Held
NESTLE UK LTD	1,000 ORDINARY EUR 1.27

Group Structure and Subsidiary Companies

Ultimate Holding Company

Holding Company Name

[NESTLE SA](#) ↗

Parent Company Name

Number of companies in group

33

Subsidiary Companies

Company Name	Company Number	Accounts Date
NESTLE SA	SWITZERLAND ↗	
-NESTEC SA	SWITZERLAND ↗	
NESTEC YORK LTD.	02246361 ↗	31/12/2018
NESTLE CAPITAL ADVISERS SA	SWITZERLAND ↗	
-NESTLE HEALTH SCIENCE SA	SWITZERLAND ↗	
CM & D PHARMA LIMITED	06666679 ↗	31/12/2018
-NESTLE HOLDINGS (U.K.) PLC	00462438 ↗	31/12/2019
PURLAW COMPANY	02691982 ↗	31/12/2018

-BUXTON MINERAL WATER LIMITED	01320086 ↗	31/12/2018
NESTLE WATERS GB LIMITED	02069102 ↗	31/12/2018
-NESTLE UK LTD.	00051491 ↗	31/12/2018
NESPRESSO UK LTD	00156925 ↗	31/12/2018
NESTLE WATERS UK LIMITED	02334804 ↗	31/12/2018
NESTLE UK PENSIONS RESERVOIR TRUST LIMITED	04060706 ↗	31/12/2018
CEREAL PARTNERS U.K. PENSION TRUST LIMITED	01286104 ↗	31/12/2018
-NESTLE (IRELAND) LIMITED	IE001614 ↗	31/12/2018
WYETH NUTRITIONALS IRELAND LIMITED	IE393631 ↗	31/12/2018
NESTLE PURINA UK MANUFACTURING OPERATIONS LIMITED	00121700 ↗	31/12/2018
NESTLE PURINA UK COMMERCIAL OPERATIONS LIMITED	11963923 ↗	
NESTLE UK PENSION TRUST LTD.	00447229 ↗	31/12/2018
RAW PRODUCTS,LIMITED	00157059 ↗	31/12/2018
TERRAFERTIL UK LIMITED	07968310 ↗	31/12/2018
-VITAFLO (INTERNATIONAL) LIMITED	03380926 ↗	31/12/2018
VITAFLO LIMITED	SC110240 ↗	31/12/2019
WYNUTRI LIMITED	IE571276 ↗	31/12/2018
NESTLE WATERS (UK) HOLDINGS LIMITED	03626882 ↗	31/12/2018
VITAFLO INTERNATIONAL HOLDINGS LIMITED	06589394 ↗	31/12/2019
NESTLE SCHOLLER GMBH & CO KG	GERMANY ↗	
-OSEM INVESTMENTS LTD	ISRAEL ↗	
OSEM U.K. LIMITED	00637720 ↗	31/12/2018
-PROACTIV SKIN HEALTH HOLDING EUROPE AB	UNKNOWN ↗	
PROACTIV SKIN HEALTH LIMITED	03307025 ↗	31/12/2018
TAILSCO LIMITED	08750390 ↗	31/12/2018

CCJ and Legal Notice Information

County Court Judgment (CCJ) Summary

Summary of amount and number of current outstanding CCJs with in last 3 years.

From	To	No. Outstanding	Amount	No. of Writs
22/06/2017	22/06/2020	0	£0.00	0

County Court Judgments (CCJs)

No Judgments currently registered

Legal Notices

No High Court Writs currently registered

Mortgages

Total Registered Mortgages

5

Mortgage Type

A charge on book debts of the company.

Created Date

10/09/2004

Register Date

01/10/2004

Satisfied Date

Status

NOT SATISFIED

Lender

ALLIED IRISH BANKS PLC

Amount Secured

All such sums as are now or shall from time to time hereafter become owing by the Obligors as defined in Set Off Agreement dated 10th September 2004 between Allied Irish Banks, p.l.c. and the Obligors as defined therein

Details

Mortgage Type

A DEED OF CHARGE.

Created Date

04/04/1930

Register Date

09/04/1930

Satisfied Date

13/06/2002

Status

FULLY SATISFIED

Lender

BRITISH TRUSTS ASSOCIATION LTD

Amount Secured

ALL SUMS COLLATERALLY DUE BY CROSSE & BLACKWELL LTD.

Details

Mortgage Type

A DEED OF CHARGE.

Created Date

04/04/1930

Register Date

09/04/1930

Satisfied Date

16/12/1940

Status

FULLY SATISFIED

Lender

BRITISH TRUSTS ASSOCIATION LTD

Amount Secured

ALL SUMS COLLATERALLY DUE BY CROSSE & BLACKWELL LTD.

Details**Mortgage Type**

TRUST DEED.

Created Date

15/01/1930

Register Date

04/02/1930

Satisfied Date

13/06/2002

Status

FULLY SATISFIED

Lender

BRITISH TRUSTS ASSOCIATION LTD

Amount Secured

ALL SUMS COLLATERALLY DUE BY CROSSE & BLACKWELL LTD.

Details**Mortgage Type**

A DEBENTURE.

Created Date

24/06/1929

Register Date

01/07/1929

Satisfied Date

01/02/1930

Status

FULLY SATISFIED

Lender

LLOYDS BANK PLC

Amount Secured

ALL SUMS DUE UP TO AMOUNT SPECIFIED

Details**Event History**

Date	Event
01/03/2020	New Board Member (MATTHIEU WEBER) appointed

01/03/2020	DAVID MCDANIEL has left the board
02/11/2019	Annual Returns
26/10/2019	New Accounts Filed
26/10/2019	New Accounts Filed
05/11/2018	Annual Returns
03/11/2018	New Accounts Filed
03/11/2018	New Accounts Filed
10/10/2017	Annual Returns
07/10/2017	New Accounts Filed
07/10/2017	New Accounts Filed

Date of Accounts

Date of Accounts					
Dates:	01/01/2018 - 31/12/2018	01/01/2017 - 31/12/2017	02/01/2016 - 31/12/2016	01/01/2015 - 31/12/2015	01/01/2014 - 31/12/2014
Months:	12	12	12	12	12
Currency:	EUR	EUR	EUR	EUR	EUR
Profit & Loss Account					
Consolidated Accounts:	N	N	N	N	N
Turnover:	94,737,000	87,626,000	98,121,000	105,131,000	99,604,000
Export:	274,000	1,243,000	2,223,000	1,098,000	2,971,000
Cost of Sales:	71,566,000	72,422,000	77,677,000	86,769,000	81,397,000
Gross Profit:	23,171,000	15,204,000	20,444,000	18,362,000	18,207,000
Wages & Salaries:	4,479,000	4,812,000	4,308,000	4,629,000	4,986,000
Directors Emoluments:	510,000	505,000	452,000	601,000	577,000
Operating Profits:	3,786,000	-4,560,000	950,000	-3,050,000	-1,874,000
Depreciation:	2,118,000	83,000	24,000	426,000	557,000
Audit Fees:	67,000	67,000	65,000	65,000	65,000
Interest Payments:	52,000	2,094,000	4,228,000	14,868,000	18,331,000
Pre-tax Profit:	38,945,000	344,064,000	140,605,000	-18,291,000	68,520,000
Taxation:	-69,000	37,000	128,000	2,269,000	2,534,000
After-tax Profit:	38,876,000	344,101,000	140,733,000	-16,022,000	71,054,000
Dividends Payable:	35,425,000	660,000,000	141,606,000	0	0
Retained Profits:	3,451,000	-315,899,000	-873,000	-16,022,000	71,054,000
Balance Sheet					
Tangible Assets:	625,981,000	628,030,000	1,287,324,000	1,292,266,000	1,290,261,000
Intangible Assets:	9,005,000	9,005,000	9,005,000	9,005,000	9,005,000
Total Fixed Assets:	634,986,000	637,035,000	1,296,329,000	1,301,271,000	1,299,266,000
Total Current Assets:	25,159,000	19,634,000	30,056,000	67,851,000	64,463,000

Trade Debtors:	15,556,000	12,790,000	17,593,000	19,162,000	13,445,000
Stock:	1,672,000	2,319,000	2,532,000	2,796,000	3,129,000
Cash:	3,826,000	2,026,000	1,158,000	3,000	4,038,000
Other Current Assets:	4,105,000	2,499,000	8,773,000	45,890,000	43,851,000
Increase In Cash:	1,800,000	868,000	1,155,000	-4,035,000	-
Misc Current Assets:	0	0	0	0	0
Total Assets:	660,145,000	656,669,000	1,326,385,000	1,369,122,000	1,363,729,000
Total Current Liabilities:	30,668,000	29,281,000	31,270,000	73,732,000	53,892,000
Trade Creditors:	3,348,000	5,294,000	4,515,000	4,747,000	4,551,000
Bank Overdraft:	0	0	0	0	0
Other Short Term Finance:	17,430,000	12,733,000	8,395,000	50,955,000	34,496,000
Misc Current Liabilities:	9,890,000	11,254,000	18,360,000	18,030,000	14,845,000
Other Long Term Finance:	2,249,000	2,527,000	354,789,000	354,789,000	354,789,000
Total Long Term Liabilities:	12,126,000	13,750,000	376,223,000	364,187,000	369,584,000
Overdraft & Long Term Liabilities:	12,126,000	13,750,000	376,223,000	364,187,000	369,584,000
Total Liabilities:	42,794,000	43,031,000	407,493,000	437,919,000	423,476,000
Net Assets:	617,351,000	613,638,000	918,892,000	931,203,000	940,253,000
Working Capital:	-5,509,000	-9,647,000	-1,214,000	-5,881,000	10,571,000
Capital Reserves					
Paid up Equity:	1,000	1,000	41,964,000	41,964,000	41,964,000
P&L Account Reserve:	310,793,000	307,080,000	-17,133,000	-4,890,000	4,160,000
Sundry Reserves:	306,557,000	306,557,000	894,061,000	894,129,000	894,129,000
Revaluation Reserve:	0	0	0	0	0
Reserves:	617,350,000	613,637,000	876,928,000	889,239,000	898,289,000
Shareholder Funds:	617,351,000	613,638,000	918,892,000	931,203,000	940,253,000
Net Worth:	608,346,000	604,633,000	909,887,000	922,198,000	931,248,000
Cash Flow					
Net Cashflow from Operations:	-	-	-	-	-
Net Cashflow before Financing:	0	0	0	0	0
Net Cashflow from Financing:	-	-	-	-	-
Contingent Liability:	No	No	No	No	No
Capital Employed:	629,477,000	627,388,000	1,295,115,000	1,295,390,000	1,309,837,000
Employees:	61	55	61	60	63
Auditors:	KPMG	KPMG	KPMG	KPMG	KPMG LLP
Audit Qualification:	No Adverse Comments	No Adverse Comments	No Adverse Comments	No Adverse Comments	No Adverse Comments
Bankers:	HSBC BANK PLC	HSBC BANK PLC	HSBC BANK PLC	HSBC BANK PLC	HSBC BANK PLC

Sort Code:	99-02-31	99-02-31	99-02-31	99-02-31	99-02-31
Ratios					
Pre-tax Margin:	41.11 %	392.65 %	143.30 %	-17.40 %	68.79 %
Current Ratio:	0.82	0.67	0.96	0.92	1.20
Sales/Net Working Capital:	-17.20	-9.08	-80.82	-17.88	9.42
Gearing Ratio:	1.96 %	2.24 %	40.94 %	39.11 %	39.31 %
Equity %:	94.81 %	94.75 %	69.75 %	68.46 %	69.41 %
Creditor Days:	13	22	17	16	17
Debtor Days:	60	53	65	66	49
Liquidity:	0.76	0.59	0.88	0.88	1.13
Return on Capital:	6.18 %	54.84 %	10.85 %	-1.41 %	5.23 %
Return on Total Assets:	5.89 %	52.39 %	10.60 %	-1.33 %	5.02 %
Current Debt Ratio:	0.04 %	0.04 %	0.03 %	0.07 %	0.05 %
Total Debt Ratio:	0.06 %	0.07 %	0.44 %	0.47 %	0.45 %
Stock Turnover:	1.76 %	2.64 %	2.58 %	2.65 %	3.14 %
Return on Net Assets:	6.30 %	56.06 %	15.30 %	-1.96 %	7.28 %

Directors

MATTHIEU WEBER

Name

MATTHIEU WEBER

Address

169 NORTH STREET
BRIGHTON
EAST SUSSEX
ENGLAND

Date of Birth

31/10/1971

Nationality

Directorships for MATTHIEU WEBER

Company Number	Name	Status	Position	Appointed Date	Credit Limit	Risk Score
IE001614	NESTLE (IRELAND) LIMITED	Active - Accounts Filed	Director	01/03/2020	£2,300,000	100
IE393631	WYETH NUTRITIONALS IRELAND LIMITED	Active - Accounts Filed	Director	01/03/2020	£23,350,000	100

KIERAN CONROY

Name

KIERAN CONROY


Address

RATHLEAGUE HOUSE
GRAIGUE
HARTFORD
CALLAN
CO KILKENNY

Date of Birth

26/10/1971

Nationality**Directorships for KIERAN CONROY**

Company Number	Name	Status	Position	Appointed Date	Credit Limit	Risk Score
IE001614 	NESTLE (IRELAND) LIMITED	Active - Accounts Filed	Director	18/01/2017	£2,300,000	100

ANDREW SHAW**Name**

ANDREW SHAW


Address

98 THE PAVILLIONS
DUN LAOGHAIRE
CO DUBLIN

Date of Birth

22/05/1966

Nationality**Directorships for ANDREW SHAW**

Company Number	Name	Status	Position	Appointed Date	Credit Limit	Risk Score
IE001614 	NESTLE (IRELAND) LIMITED	Active - Accounts Filed	Director	18/01/2017	£2,300,000	100

NUALA BARRY**Name**

NUALA BARRY

Address



1 CASTLEWAY
KINSEALY LANE
MALAHIDE
CO. DUBLIN

Date of Birth

24/12/1970

Nationality

Directorships for NUALA BARRY

Company Number	Name	Status	Position	Appointed Date	Credit Limit	Risk Score
IE001614 	NESTLE (IRELAND) LIMITED	Active - Accounts Filed	Director	01/01/2013	£2,300,000	100
IE021592 	NESTLE (IRELAND) PENSION TRUST LIMITED	Company is dissolved	Director	31/12/2009	£0	0

Company Secretary

MARK MAURICE-JONES

Name

Address


2 KEEPERS COTTAGES
MALLIONS LANE
STAPLEFIELD
WEST SUSSEX, RH17 6AT

Date of Birth

18/05/1964

Nationality

Directorships for MARK MAURICE-JONES

Company Number	Name	Status	Position	Appointed Date	Credit Limit	Risk Score
IE001614 	NESTLE (IRELAND) LIMITED	Active - Accounts Filed	Company Secretary	17/06/2015	£2,300,000	100